


# ASCO 918 Lighting Contactors



918 product shown with optional solid state control module

### Reliability, Easy Installation

The ASCO 918 Remote Control (RC) Lighting Contactor has been designed for quick and simple installation. Available open or enclosed, the ASCO 918 is rated at 30 amperes to 600 volts AC\*. Key and slot mounting holes permit

fast mounting with only three screws required to mount it into its enclosure. Fast termination is accomplished with all connections made from the front. To reduce installation time, terminal plates rise with the

screws and wire is simply inserted and tightened. Wire sizes in the No. 18 to No. 10 AWG range can be accommodated by the line, load and control terminals.

\*Current rating for tungsten lighting applications is 20 amperes to 250 volts AC.

### Durable Performances for Demanding Lighting Applications


The ASCO 918 provides reliable and convenient lighting control in numerous applications, including enhanced performance for high inrush current loads such as

High Intensity Discharge (HID) and metal halide lighting.

The ASCO 918 is listed under UL 508 with no de-rating when used open style, or enclosed.

Electrical inspections will go more smoothly because the UL label and full rating information are clearly marked on the product's nameplate.

### Solid-State Control 918 Modules for Control Applications



Optional solid state control module is integrally mounted onto the base of the ASCO 918. This module is mounted at the bottom of a 6-pole device.

Optional solid-state control modules are available to allow control of ASCO 918 lighting contactors directly from energy management systems, microprocessors, photoelectric cells, timers and similar control devices. They permit program-mable time scheduling of loads, automatic control of lighting near windows to allow the use of natural ambient lighting levels and manual override of all lighting circuits from any number of local control stations or from central location.

These optional modules are integrally mounted onto the base of the lighting contactor. Currently, modules are available for two-wire control (Accessory 47 - Fig. 1), three wire control (Accessory 48 - Fig. 2) and stop/start control (Accessory 49 - Fig 3). Standard control voltages include 24 volts, 60 Hz; 120 volts, 60 Hz; 277 volts, 60 Hz and 24 volts DC.




Fig.1



Fig.2



Fig.3

# ASCO® 918 Ordering Information

Product Code	No. of Poles		Continuous Ampere Rating	Voltage Code		Standard Number in Ordering Formula	Options	Enclosures <sup>1</sup>
	Standard	Normally-Open Normally-Closed		Voltage	Code			
918	2	2 + 2 22	20 (Rated 30 amps General Purpose and Standard Ballast)	110 - 120	3	1	Leave Blank for No Options. "X" Indicates Options. List Separately. See Below.	Leave Blank for Open - Type. "C" Indicates NEMA Type1, or Specify Other Type Required.
	4	3 + 3 33		208 - 240	6			
	6	4 + 4 44		265 - 277	7			
	8	6 + 6 66						
	10							
	12							

1. For NEMA Type 1 flush mounted add Suffix "C" and also order flush trim Part No. 361-290

**Example: The catalog number for an ASCO 918, standard 6-pole, 20-amp switch with a voltage coil of 265-277 volts, 50-60 Hz, with an Accessory 14HA and an Accessory 48M (24 volts, 60Hz), without an enclosure is : 91862071X, 14HA, 48M.**

## Optional Accessories

Description	Accessory No.
One Form C (one-pole, double throw) auxiliary contact rated 10 amps at 277 volts AC to indicate status of main contacts	14H
Two Form C (one-pole, double-throw) auxiliary contacts rated at 10 amps at 277 volts AC to indicate status of main contacts	14HA
Solid-state control module for 2 wire control	47L - 120V, 60 Hz (1.6 VA), 47M - 24VAC & DC, (0.5 VA) 47N - 240 - 277VAC (3.5VA), 47P - 12VAC & DC (0.5 VA)
Solid-state control module for 3 wire control	48M - 24VAC & DC, (0.5 VA), 48L - 120V, (1.5 VA) 48N - 240 - 277VAC (3.5VA), 48P - 12VAC & DC (0.5 VA)
Solid-state control module for stop/start control (Form 3)	49L - 24VAC & DC, (0.5 VA), 49K - 120V, 60Hz (1.5 VA) 49M - 240 - 277VAC (3.5 VA), 49N - 24VAC & DC, (0.3 VA)

## Control Line Run<sup>1</sup>

Wire Size (AWG)	Maximum Distance (feet) at AC Control Voltage				
	120V	240V	277V	347V	480V
14	700	2,000	2,600	3,400	5,500
12	1,050	3,100	4,100	5,600	8,800
10	1,670	5,000	6,600	9,000	14,000

1. The maximum distance and minimum wire size that can be run between a control station and one ASCO 918

## Maximum AC/DC Voltage and Amp Ratings for Main Contacts (open or closed)

Load Type	Ampere Continuous	Poles to Load	
		1 for 1ϕ AC <sup>1</sup>	2 for 1ϕ AC <sup>1</sup> 3 for 3ϕ AC <sup>1</sup>
Tungsten Ballast	20	250 VAC	250 VAC
General	30	347 VAC	600 VAC
General	30	347 VAC	600 VAC
General	20	125 VDC	250 VDC

1. One pole is used per phase; e.g., for a single-phase load connected phase A and B of a 480 VAC source, one pole must be used to disconnect phase A and a second to disconnect phase B.

## Operating Power Requirements for Optional Solid-State Control Modules

Control Voltage	Acc. 47	Acc. 48	Acc. 49
24 VDC	0.22 watts	0.2 watts	0.45 watts
24V, 60Hz	0.6VA	0.17 VA	0.45 VA
120V, 60Hz	1.8VA	1.0 VA	3.0 VA
277V, 60Hz	2.75VA	2.9 VA	6.8 VA

## Withstand Current Ratings for ASCO 918 Remote Control Switches

Available Symmetrical Amperes RMS		
At AC Service Voltage	When Used with Molded-Case Circuit Breakers	
	Withstand Current Rating (amperes)	Maximum Breaker Size (amperes)
250V	22,000	30
480V	14,000	30
600V	10,000	30